





Damien Foundation India Trust
14, Venugopal Avenue, Spurtank Road, Chetpet, Chennai 600 031

CONSOLIDATED BALANCE SHEET AS AT

Sch. Ref	31-03-2020 (INR)			31-03-2019 (INR)			
	FCRA	INDIAN	TOTAL	FCRA	INDIAN	TOTAL	
SOURCES OF FUNDS							
Capital & Reserve Balance	1	44,563,381	21,172,123	65,735,504	39,971,096	19,673,965	59,645,062
		44,563,381	21,172,123	65,735,504	39,971,096	19,673,965	59,645,062
APPLICATION OF FUNDS							
Fixed Assets							
Net Fixed Assets	2	32,901,060	7,112,428	40,013,489	33,125,238	8,179,695	41,304,933
		32,901,060	7,112,428	40,013,489	33,125,238	8,179,695	41,304,933
Current Assets, Loans and Advances							
Cash and Bank Balances	3	11,272,103	13,573,928	24,846,031	5,630,314	11,612,741	17,243,054
Current Assets	4	2,098,242	925,766	3,024,008	1,329,553	313,389	1,642,943
		13,370,346	14,499,694	27,870,039	6,959,867	11,926,130	18,885,997
Less: Current Liabilities & Provisions							
Current Liabilities	5	1,708,025	440,000	2,148,025	114,009	431,860	545,869
		1,708,025	440,000	2,148,025	114,009	431,860	545,869
Net Current Assets		11,662,320	14,059,694	25,722,015	6,845,858	11,494,270	18,340,128
TOTAL		44,563,380	21,172,123	65,735,503	39,971,097	19,673,965	59,645,062


For and on Behalf of the Board of Trustees


M. Shivakumar
(Secretary)


R. Subramanian
(Treasurer)

Place: Chennai
Date: 07/11/2020




D.V. Premkumar Velu
(Chief Financial Officer)

Vide our report of even date attached
for Rajagopal & Badri Narayanan
Chartered Accountants
FRN : 0030245


CA. P.S. Prabhakar
Partner
ICAI Membership No. 020909



Damien Foundation India Trust

14, Venugopal Avenue, Spurtank Road, Chetpet, Chennai 600 031

INCOME & EXPENDITURE ACCOUNT FOR THE YEAR ENDED

	Sch. Ref	31-03-2020 (INR)			31-03-2019 (INR)		
		FCRA	INDIAN	TOTAL	FCRA	INDIAN	TOTAL
INCOME							
Grants / Donations Received							
<i>Foreign Contributions / Grants</i>							
Grants from Damien Foundation Belgium		134,147,583	-	134,147,583	106,844,906	-	106,844,906
		134,147,583	-	134,147,583	106,844,906	-	106,844,906
<i>Donations Domestic</i>							
		19,914	1,535,288	1,555,202	53,463	1,566,656	1,620,119
		134,167,497	1,535,288	135,702,785	106,898,369	1,566,656	108,465,025
Other Income	6	1,599,935	2,472,520	4,072,455	2,291,934	2,190,824	4,482,758
		135,767,432	4,007,808	139,775,240	109,190,303	3,757,480	112,947,784
EXPENDITURE							
Hospital / Patient Support Activities	7	26,703,472	30,293	26,733,765	25,168,352	68,221	25,236,573
Field Activities	8	44,457,752	152,613	44,610,365	40,016,065	-	40,016,065
Special Activities	9	8,251,920	-	8,251,920	6,832,380	-	6,832,380
Grants / Donations to FCRA registered Institutions	10	16,495,992	736,000	17,231,992	13,781,123	-	13,781,123
Administrative Expense	11	27,733,102	481,969	28,215,070	26,720,459	127,110	26,847,569
Chantier Damien Construction Activities		3,578,018	-	3,578,018	1,423,384	-	1,423,384
Depreciation	2	3,954,892	1,108,775	5,063,668	4,073,889	1,287,118	5,361,007
		131,175,147	2,509,650	133,684,798	118,015,653	1,482,449	119,498,101
<i>Excess of Income over Expenditure</i>		4,592,284	1,498,158	6,090,442	(8,825,349)	2,275,032	(6,550,318)

For and on Behalf of the Board of Trustees

M. Shivakumar
(Secretary)

R. Subramanian
(Treasurer)

D.V. Premkumar Venu
(Chief Financial Officer)

Place: Chennai
Date: 07/11/2020



Vide our report of even date attached
for Rajagopal & Badri Narayanan
Chartered Accountants
FRN : 0030245


CA. P.S.Prabhakar
Partner
ICAI Membership No. 020909





RECEIPTS AND PAYMENTS ACCOUNT FOR THE YEAR ENDED

	March 31, 2020 (INR)		
	FCRA	INDIAN	TOTAL
RECEIPTS			
Opening Balance			
Cash on hand	409,198	7,747	416,945
Balances with Scheduled Banks	5,221,115	10,104,994	15,326,109
Fixed Deposits	-	1,500,000	1,500,000
	5,630,314	11,612,741	17,243,054
Grants from Damien Foundation Belgium	134,147,583	-	134,147,583
	139,777,897	11,612,741	151,390,637
Donations	19,914	1,535,288	1,555,202
Other receipts			
Sale of Fixed Assets	37,100	2,000	39,100
Interest on Bank Deposits	1,325,406	266,546	1,591,952
Miscellaneous Receipts	1,457	24,900	26,357
Interest on staff loans	31,701	-	31,701
Sale of MCR Footwears	-	198,000	198,000
Rental Income	-	1,366,481	1,366,481
Insurance Claim	-	134,125	134,125
Amount from CC Avenue	-	460	460
TDS payable	164,689	-	164,689
Salary & Trustee Allowance Payble	127,738	-	127,738
Professional Tax Payble	33,950	-	33,950
Provident Fund Payble	1,030,094	-	1,030,094
ESI Payble	50,424	-	50,424
Payble to Vendors	35,530	-	35,530
Retention money	145,980	9,250	155,230
Staff loan recoveries	483,585	-	483,585
Trustee Allowance Payble	15,000	-	15,000
	143,280,464.48	15,149,791.08	158,430,256
PAYMENTS			
Purchase of Fixed Assets	3,926,141	53,298	3,979,439
Payments for Programmes:			
Hospital / Patient Support Activities	26,703,472	30,293	26,733,765
Field Activities	44,457,752	152,613	44,610,365
Special Activities	8,251,920	-	8,251,920
Grants / Donations to FCRA registered Institutions	16,495,992	736,000	17,231,992
Administrative Expense	27,574,776	472,180	28,046,955
Chantier Damien Activities	3,578,018	-	3,578,018
	130,988,070	1,444,384	132,432,454
Other payments			
Staff Loans Paid to Employees	173,509	-	173,509
TDS on Fixed Deposit Interest and Rent received	122,782	130,369	253,151
Other Avances	4,000	-	4,000
Advance for Capital Expenditure	720,000	-	720,000
Rent Advance	-	1,110	1,110
	132,008,361	1,575,863	133,584,224
Closing Balance			
Cash on hand	514,883	19,623	534,506
Balances with Scheduled Banks	6,757,220	1,763,061	8,520,281
Fixed Deposits	4,000,000	11,791,244	15,791,244
	143,280,464.48	15,149,791	158,430,256

For and on Behalf of the Board of Trustees


M. Shivakumar
(Secretary)


R. Subramanian
(Treasurer)



D.V. Premkumar Velu
(Chief Financial Officer)

Place: Chennai
Date: 07/11/2020



Vide our report of even date attached
for Rajagopal & Badri Narayanan
Chartered Accountants

FRN : 0830245


GA. P.S. Prabhakar
Partner

ICAI Membership No. 020909



Schedule 2 - Fixed Assets/Depreciation schedule for the Financial year 2019-20 - FCRA


S. No	Description	Rate for assets used for more than 180 days	W.D.V as at 01.04.2019	Additions Made during the Year	Deletions	Total	Depreciation for the year	W.D.V as at 31.03.2020
1	Land	0%	3,939,450	-	-	3,939,450	-	3,939,450
2	Buildings	10%	12,779,136	-	-	12,779,136	1,277,914	11,501,222
3	Furniture	10%	1,157,286	102,454	5,264	1,254,476	121,346	1,133,130
4	Office Equipment	10%	3,280,544	413,052	186,430	3,507,166	344,280	3,162,886
5	Lab Equipment	15%	4,498,174	759,745	3,732	5,254,187	773,538	4,480,648
6	Computers & Printers	40%	334,009	197,780	-	531,789	183,336	348,454
7	Vehicles	15%	7,136,640	2,453,110	-	9,589,750	1,254,479	8,335,271
	Total		33,125,239	3,926,141	195,426	36,855,954	3,954,892	32,901,060

Schedule 2 - Fixed Assets/Depreciation schedule for the Financial year 2019-20 - Local (Indian)

S. No	Description	Rate for assets used for more than 180 days	W.D.V as at 01.04.2019	Additions Made during the Year	Deletions	Total	Depreciation for the year	W.D.V as at 31.03.2020
1	Land	0%	621,504	-	-	621,504	-	621,504
2	Buildings	10%	11,669	-	-	11,669	1,167	10,502
3	Furniture	10%	46,938	10,213	-	57,151	5,715	51,436
4	Office Equipment	10%	523,474	43,085	11,789	554,770	55,477	499,293
5	Lab Equipment	15%	4,334,124	-	-	4,334,124	650,119	3,684,006
6	Computers & Printers	40%	-	-	-	-	-	-
7	Vehicles	15%	2,641,987	-	-	2,641,987	396,298	2,245,689
	Total		8,179,696	53,298	11,789	8,221,205	1,108,775	7,112,429

Schedule 2 - Fixed Assets/Depreciation schedule for the Financial year 2019-20 - Consolidated

S. No	Description	Rate for assets used for more than 180 days	W.D.V as at 01.04.2019	Additions Made during the Year	Deletions	Total	Depreciation for the year	W.D.V as at 31.03.2020
1	Land	0%	4,560,954	-	-	4,560,954	-	4,560,954
2	Buildings	10%	12,790,805	-	-	12,790,805	1,279,081	11,511,725
3	Furniture	10%	1,204,223	112,667	5,264	1,311,626	127,061	1,184,566
4	Office Equipment	10%	3,804,017	456,137	198,219	4,061,935	399,757	3,662,179
5	Lab Equipment	15%	8,832,298	759,745	3,732	9,588,311	1,423,657	8,164,654
6	Computers & Printers	40%	334,009	197,780	-	531,789	183,336	348,453
7	Vehicles	15%	9,778,626	2,453,110	-	12,231,736	1,650,777	10,580,959
	Total		41,304,933	3,979,439	207,215	45,077,157	5,063,668	40,013,489


M. Shivakumar
(Secretary)


R. Subramanian
(Treasurer)



D.V. Premkumar Valu
(Chief Financial Officer)



CA. P.S. Prabhakar
Partner
ICAI Membership No. 020909



Schedules to Balance Sheet and Income & Expenditure Account

	March 31, 2020 (INR)			March 31, 2019 (INR)		
	FCRA	INDIAN	TOTAL	FCRA	INDIAN	TOTAL
Schedules						
Schedule 1 Capital & Reserve Balance						
General Purpose Reserve						
Opening Balance	39,971,096	19,673,965	59,645,062	48,796,446	17,398,933	66,195,379
Add: Surplus/(Deficit) transferred from Income & Expenditure Account	4,592,284	1,498,158	6,090,442	(8,825,349)	2,275,032	(6,550,318)
	44,563,381	21,172,123	65,735,504	39,971,096	19,673,965	59,645,062
Schedule 3 - Cash and Cash Equivalents						
Cash in Hand	514,883	19,623	534,506	409,198	7,747	416,945
Balances with Scheduled Banks						
Savings Bank Accounts						
Standard Chartered Bank (FCRA Designated A/c)	5,379,798	-	5,379,798	4,298,357	-	4,298,357
Other Banks	1,377,422	1,763,061	3,140,483	922,759	10,104,994	11,027,753
Fixed Deposits	4,000,000	11,791,244	15,791,244	-	1,500,000	1,500,000
	11,272,103	13,573,928	24,846,031	5,630,314	11,612,741	17,243,054
Schedule 4 - Current Assets						
Employee Loans & Advances	283,829	-	283,829	593,905	-	593,905
Interest Accrued on bank deposits	241,370	486,802	728,172	-	38,077	38,077
Other Current Assets	4,000	-	4,000	9,388	460	9,848
Advance for Capital Expenditure	720,000	-	720,000	-	-	-
Security Deposits	288,329	3,600	291,929	288,329	3,600	291,929
TDS Receivable	560,714	363,162	923,876	437,931	232,791	670,722
Rent Receivable	-	72,204	72,204	-	38,461	38,461
	2,098,242	925,768	3,024,010	1,329,553	313,389	1,642,943
Schedule 5 - Current Liabilities & Provisions						
Current Liabilities						
Rental Advance	-	430,750	430,750	-	431,860	431,860
Other Current Liabilities	26,142	-	26,142	-	-	-
Retention Money	252,865	9,250	262,115	106,885	-	106,885
Professional Tax Payable	36,400	-	36,400	2,450	-	2,450
TDS Payable	165,613	-	165,613	924	-	924
Salary Payable	127,738	-	127,738	-	-	-
Provident Fund Payable	1,030,094	-	1,030,094	-	-	-
ESI Payable	50,424	-	50,424	-	-	-
Trustee Allowance Payable	18,750	-	18,750	3,750	-	3,750
	1,708,026	440,000	2,148,026	114,009	431,860	545,869
Schedule 6 - Other Income						
Sale of Sputam cups	-	-	-	-	30,590	30,590
Sale of MCR Footwear	-	198,000	198,000	-	85,200	85,200
Rental Income	-	1,400,224	1,400,224	-	1,580,406	1,580,406
Interest on staff loans	31,701	-	31,701	31,715	-	31,715
Interest on Bank FD	1,227,823	599,966	1,827,789	1,763,635	338,068	2,101,704
Interest on Savings Bank Account	338,954	115,305	454,259	471,264	141,260	612,524
Insurance Claims	-	134,125	134,125	-	4,972	4,972
Interest on TDS refund from IT Department	-	-	-	25,320	6,953	32,273
Miscellaneous Income	1,457	24,900	26,357	-	3,375	3,375
	1,599,935	2,472,520	4,072,455	2,291,934	2,190,824	4,482,758


M. Shivakumar
(Secretary)


R. Subramanian
(Treasurer)


D.V. Premkumar Yelu
(Chief Financial Officer)


CA. P.S. Prabhakar
Partner
ICAI Membership No. 020909



Schedules	March 31, 2020 (INR)			March 31, 2019 (INR)		
	FCRA	INDIAN	TOTAL	FCRA	INDIAN	TOTAL
Schedule 7 - Hospital / Patient Support Activities						
Salaries & Allowances	13,975,657	-	13,975,657	14,159,663	-	14,159,663
Contribution to Provident Fund	1,692,237	-	1,692,237	1,460,856	-	1,460,856
Group Gratuity Premium	814,525	-	814,525	153,001	-	153,001
Contribution to ESI	77,023	-	77,023	97,661	-	97,661
Consultancy Charges	2,214,934	-	2,214,934	1,572,172	-	1,572,172
Lab Products, Chemicals & Repairs	3,182,819	-	3,182,819	2,897,505	-	2,897,505
RCS Surgery Expense	1,637,498	-	1,637,498	1,849,313	-	1,849,313
Food for Patients	1,204,143	-	1,204,143	1,162,005	-	1,162,005
Medicines	1,006,936	-	1,006,936	923,057	-	923,057
Consumables	194,160	-	194,160	196,788	-	196,788
MCR Footwear Expense	135,934	30,293	166,227	118,576	68,221	186,797
Fuel for Transport	374,821	-	374,821	387,678	-	387,678
Vehicle Repairs	192,785	-	192,785	190,077	-	190,077
	26,703,472	30,293	26,733,765	25,168,352	68,221	25,236,573
Schedule 8 - Field Activities						
Salaries & Allowances	30,394,952	-	30,394,952	26,081,168	-	26,081,168
Contribution to Provident Fund	3,123,127	-	3,123,127	2,286,949	-	2,286,949
Group Gratuity Premium	951,603	-	951,603	1,270,303	-	1,270,303
Contribution to ESI	335,907	-	335,907	357,555	-	357,555
Consultancy Charges	1,441,060	-	1,441,060	2,207,732	-	2,207,732
Training Expense	3,535,440	-	3,535,440	2,679,062	-	2,679,062
Health Education Activities	446,297	-	446,297	215,011	-	215,011
Internal Evaluation	90,074	-	90,074	133,062	-	133,062
Fuel for Transport	2,808,931	-	2,808,931	3,169,051	-	3,169,051
Vehicle Repairs	1,330,361	152,613	1,482,974	1,616,172	-	1,616,172
	44,457,752	152,613	44,610,365	40,016,065	-	40,016,065
Schedule 9 - Special Activities						
Social Assistance / Livelihood Programme	8,042,812	-	8,042,812	6,350,927	-	6,350,927
NELP/ILEP Expense	209,108	-	209,108	481,453	-	481,453
	8,251,920	-	8,251,920	6,832,380	-	6,832,380
Schedule 10 - Grants / Donations to FCRA registered Institutions						
Claver Social Welfare Centre, Amda	2,574,837	-	2,574,837	2,137,153	-	2,137,153
Nilgris Wyanad Tribal Welfare Society, Ambalamoola, Nilgris district, TN	-	-	-	100,110	-	100,110
Arogya Agam, Aundipatty, Teni Dist, TN	-	-	-	263,115	-	263,115
St. May's Leprosy Centre, Arisipalayam, Salem, TN.	2,843,911	-	2,843,911	2,218,206	-	2,218,206
Holy Family Hansonorium, Fathimanagar, Trichy	2,605,523	180,000	2,785,523	2,376,378	-	2,376,378
ASSISI - Seva Sadan Hospital, Nagepalli, Gadchiroli (Chandrapur)	3,152,907	-	3,152,907	1,593,661	-	1,593,661
Sri Ramakrishna Sevashram, KR Extension, Pavagada, Tumkur.	1,854,365	-	1,854,365	1,418,911	-	1,418,911
St. Jhon's Hospital & Leprosy Services, Trivandrum	1,622,768	-	1,622,768	1,317,496	-	1,317,496
Strategic Urban Rural Advancement Backing Institute, Chennai	602,500	556,000	1,158,500	1,361,392	-	1,361,392
Damen Social Welfare Centre, Dhanbad, Bihar.	1,239,181	-	1,239,181	994,701	-	994,701
	16,495,992	736,000	17,231,992	13,781,123	-	13,781,123


M. Shivakumar
(Secretary)


R. Subramanian
(Treasurer)


D.V. Premkumar Velu
(Chief Financial Officer)


CA. P.S. Prabhakar
Partner
ICAI Membership No. 020909



Schedules

Schedule 11 - Administrative Expenses

	March 31, 2020 (INR)			March 31, 2019 (INR)		
	FCRA	INDIAN	TOTAL	FCRA	INDIAN	TOTAL
Salaries & Allowances	14,820,608	-	14,820,608	13,839,618	-	13,839,618
Contribution to Provident Fund	1,673,895	-	1,673,895	1,323,720	-	1,323,720
Accidental Insurance Premium	61,977	-	61,977	55,954	-	55,954
Group Gratuity Premium	844,949	-	844,949	1,351,800	-	1,351,800
Contribution to ESI	118,114	-	118,114	122,987	-	122,987
Staff Welfare	161,132	-	161,132	79,831	-	79,831
DFB Expenses (Visit /Conference/Training)	730,883	-	730,883	714,590	-	714,590
Electricity & Water Charges	1,406,029	65	1,406,094	1,406,898	3,260	1,410,158
Project Supervision & Monitoring	1,316,540	-	1,316,540	1,214,235	-	1,214,235
Public Relations	505,578	45,713	551,291	532,755	34,108	566,862
Honorarium to Trustees	75,000	-	75,000	75,000	-	75,000
Audit Fee	146,830	-	146,830	185,770	-	185,770
Statutory Audit Fee	100,300	-	100,300	100,300	-	100,300
Bank Charges	46,648	449	47,097	36,957	5,239	42,196
Meeting Expense	65,835	-	65,835	89,881	-	89,881
Books & Periodicals	149,074	20,000	169,074	70,920	-	70,920
Fund Raising Expenses	428,333	59,000	487,333	528,171	55,830	584,001
Office Supplies, Printing & Stationery	510,458	-	510,458	471,999	-	471,999
Rent Expense	1,521,631	-	1,521,631	1,469,943	-	1,469,943
Building / Equipment Maintenance	1,799,247	346,953	2,146,200	2,006,861	18,467	2,025,328
Fuel for Machinery	190,999	-	190,999	243,143	-	243,143
Fuel for Transport	68,492	-	68,492	105,797	-	105,797
Vehicle Repairs	339,667	-	339,667	60,892	-	60,892
Telephone & Postages	368,217	-	368,217	402,590	-	402,590
Vehicle Hire charges	124,340	-	124,340	200,112	-	200,112
Assets written off	9,217	-	9,217	-	10,206	10,206
Loss on sale of assets	149,109	9,789	158,898	29,736	-	29,736
	27,733,102	481,969	28,215,070	26,720,459	127,110	26,847,569



M. Shivakumar
(Secretary)



R. Subramanian
(Treasurer)



D.V. Premkumar Velu
(Chief Financial Officer)



CA P.S. Prabhakar
Partner
ICAI Membership No. 020909

