


Damien Foundation India Trust  
14, Venugopal Avenue, Spurtank Road, Chetpet, Chennai 600 031


**CONSOLIDATED BALANCE SHEET AS AT**

	Sch. Ref	31-03-2018 (INR)			31-03-2017 (INR)		
		FCRA	INDIAN	TOTAL	FCRA	INDIAN	TOTAL
<b>SOURCES OF FUNDS</b>							
Capital & Reserve Balance	1	48,796,446	17,398,933	66,195,379	46,389,841	14,371,145	60,760,985
		<b>48,796,446</b>	<b>17,398,933</b>	<b>66,195,379</b>	<b>46,389,841</b>	<b>14,371,145</b>	<b>60,760,985</b>
<b>APPLICATION OF FUNDS</b>							
<b>Fixed Assets</b>							
Net Fixed Assets	2	36,084,697	9,323,575	45,408,273	32,992,154	5,151,285	38,143,438
		<b>36,084,697</b>	<b>9,323,575</b>	<b>45,408,273</b>	<b>32,992,154</b>	<b>5,151,285</b>	<b>38,143,438</b>
<b>Current Assets, Loans and Advances</b>							
Cash and Bank Balances	3	12,338,859	8,331,801	20,670,661	11,033,658	6,350,499	17,384,157
Current Assets	4	1,010,502	245,169	1,255,671	2,807,048	3,544,442	6,351,490
		<b>13,349,362</b>	<b>8,576,970</b>	<b>21,926,332</b>	<b>13,840,706</b>	<b>9,894,941</b>	<b>23,735,647</b>
<b>Less: Current Liabilities &amp; Provisions</b>							
Current Liabilities	5	637,613	501,613	1,139,226	443,019	675,081	1,118,100
		<b>637,613</b>	<b>501,613</b>	<b>1,139,226</b>	<b>443,019</b>	<b>675,081</b>	<b>1,118,100</b>
Net Current Assets		<b>12,711,749</b>	<b>8,075,357</b>	<b>20,787,106</b>	<b>13,397,687</b>	<b>9,219,860</b>	<b>22,617,547</b>
<b>TOTAL</b>		<b>48,796,446</b>	<b>17,398,933</b>	<b>66,195,379</b>	<b>46,389,841</b>	<b>14,371,145</b>	<b>60,760,986</b>

For and on Behalf of the Board of Trustees

  
M. Shivakumar  
(Secretary)

R. Subramanian  
(Treasurer)

  
D.V. Premkumar Velu  
(Chief Financial Officer)

Place: Chennai  
Date: 07/07/2018



Vide our report of even date attached  
for Rajagopal & Badri Narayanan  
Chartered Accountants  
FRN : 003024S

CA. M. Navarathan  
Partner


ICAI Membership No. 209582

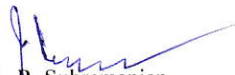



**INCOME & EXPENDITURE ACCOUNT FOR THE YEAR ENDED**

	Sch. Ref	31-03-2018 (INR)			31-03-2017 (INR)		
		FCRA	INDIAN	TOTAL	FCRA	INDIAN	TOTAL
<b>INCOME</b>							
<b>Grants / Donations Received</b>							
<i>Foreign Contributions / Grants</i>							
Grants from Damien Foundation Belgium		123,444,987	-	123,444,987	132,096,665	-	132,096,665
		<b>123,444,987</b>	<b>-</b>	<b>123,444,987</b>	<b>132,096,665</b>	<b>-</b>	<b>132,096,665</b>
<i>Donations Domestic</i>		-	3,270,590	3,270,590	-	1,499,999	1,499,999
		<b>123,444,987</b>	<b>3,270,590</b>	<b>126,715,577</b>	<b>132,096,665</b>	<b>1,499,999</b>	<b>133,596,664</b>
Other Income	6	2,508,419	2,027,270	4,535,689	3,932,065	2,638,433	6,570,497
		<b>125,953,406</b>	<b>5,297,860</b>	<b>131,251,266</b>	<b>136,028,730</b>	<b>4,138,432</b>	<b>140,167,161</b>
<b>EXPENDITURE</b>							
Hospital / Patient Support Activities	7	22,565,304	-	22,565,304	22,283,856	1,478,562	23,762,418
Field Activities	8	40,021,264	-	40,021,264	46,300,229	1,047,106	47,347,335
Special Activities	9	5,320,832	-	5,320,832	5,355,850	-	5,355,850
Grants / Donations to FCRA registered Institutions	10	24,227,624	140,217	24,367,841	18,969,921	-	18,969,921
Administrative Expense	11	25,698,806	614,847	26,313,652	25,240,240	1,150,423	26,390,663
Chantier Damien Construction Activities		1,518,520	-	1,518,520	5,626,151	-	5,626,151
Depreciation	2	4,194,451	1,515,008	5,709,459	4,058,316	434,372	4,492,688
		<b>123,546,801</b>	<b>2,270,072</b>	<b>125,816,872</b>	<b>127,834,563</b>	<b>4,110,463</b>	<b>131,945,026</b>
<b>Excess of Income over Expenditure</b>		<b>2,406,606</b>	<b>3,027,788</b>	<b>5,434,394</b>	<b>8,194,167</b>	<b>27,969</b>	<b>8,222,135</b>

For and on Behalf of the Board of Trustees

  
M. Shivakumar  
(Secretary)


  
R. Subramanian  
(Treasurer)

  
D.V. Premkumar Velu  
(Chief Financial Officer)

Place: Chennai  
Date: 07/07/2018



Vide our report of even date attached  
for Rajagopal & Badri Narayanan  
Chartered Accountants  
FRN : 003024S

  
CA. M. Navarathan  
Partner  
ICAI Membership No. 209582



Damien Foundation India Trust

14, Venugopal Avenue, Spurtank Road, Chetpet, Chennai 600 031

**RECEIPTS AND PAYMENTS ACCOUNT FOR THE YEAR ENDED**

**RECEIPTS**

**Opening Balance**

	FCRA	INDIAN	TOTAL
Cash on hand	264,533	20,595	285,128
Balances with Scheduled Banks	5,769,125	6,329,904	12,099,029
Fixed Deposits	5,000,000	-	5,000,000

Grants from Damien Foundation Belgium

Donations

**Other receipts**

	<b>11,033,658</b>	<b>6,350,499</b>	<b>17,384,157</b>
	123,444,987	-	123,444,987
	<b>134,478,645</b>	<b>6,350,499</b>	<b>140,829,144</b>
	-	3,270,590	3,270,590
Sale of Fixed Assets	1,816,500	-	1,816,500
Interest on Bank Deposits	1,110,669	179,870	1,290,539
Miscellaneous Receipts	102,741	212,367	315,108
Electricity Charges from Tenants	-	247,860	247,860
Interest on staff loans	11,314	-	11,314
Sale of MCR Footwears	-	149,487	149,487
Rental Income	-	942,275	942,275
Sale of sputum cups	-	283,843	283,843
Interest on TDS refund from IT Department	17,082	9,903	26,985
Inter Branch Adjustment	321,750	-	321,750
TDS refund from IT Department	110,236	63,899	174,135
Advances recovered	51,000	1,878	52,878
Staff loan recoveries	271,497	-	271,497
Retention money deduction	256,848	-	256,848
Rent Advance	-	96,532	96,532

**PAYMENTS**

Purchase of Fixed Assets

**Payments for Programmes:**

	6,255,514	2,338,552	8,594,066
Hospital / Patient Support Activities	22,565,304	-	22,565,304
Field Activities	40,021,264	-	40,021,264
Special Activities	5,320,832	-	5,320,832
Grants / Donations to FCRA registered Institutions	24,227,624	140,217	24,367,841
Administrative Expense	25,666,705	614,847	26,281,551
Chantier Damien Activities	1,518,520	-	1,518,520

**Other payments**

	<b>125,575,763</b>	<b>3,093,616</b>	<b>128,669,378</b>
Staff Loans Paid to Employees	414,000	-	414,000
Retention money paid	89,403	-	89,403
Electricity / Telephone deposit	31,050	-	31,050
Statutory Payments (ESI & PT)	24,601	-	24,601
TDS receivable	74,607	61,836	136,443
Inter Branch Adjustment	-	321,750	321,750

**Closing Balance**

	<b>126,209,423</b>	<b>3,477,202</b>	<b>129,686,625</b>
Cash on hand	287,900	7,048	294,948
Balances with Scheduled Banks	2,050,959	8,324,754	10,375,713
Fixed Deposits	10,000,000	-	10,000,000

	March 31, 2018 (INR)		
	FCRA	INDIAN	TOTAL

For and on Behalf of the Board of Trustees

*M. Shivakumar*

M. Shivakumar  
(Secretary)

*R. Subramanian*

R. Subramanian  
(Treasurer)



Place: Chennai  
Date: 07/07/2018

*D.V. Premkumar Velu*

D.V. Premkumar Velu  
(Chief Financial Officer)

Vide our report of even date attached  
for Rajagopal & Badri Narayanan  
Chartered Accountants  
FRN : 003024S

*CA. M. Navarathan*  
Partner  
ICAI Membership No. 20958Z



Damien Foundation India Trust  
27, Venugopal Avenue, off spurtank Road, Chennai - 600 031.

**Schedule 2 - Fixed Assets/Depreciation schedule for the Financial year 2017-18 - FCRA**


S. No	Description	Rate for assets used for more than 180 days	W.D.V as at 01.04.2017	Additions Made during the Year	Deletions	Total	Depreciation for the year	W.D.V as at 31.03.2018
1	Land	0%	3,939,450	-	-	3,939,450	-	3,939,450
2	Buildings	10%	10,863,015	3,987,000	28,296	14,821,719	1,282,822	13,538,897
3	Furniture	10%	1,228,039	188,100	3,805	1,412,334	137,459	1,274,874
4	Office Equipment	10%	3,176,136	612,656	-	3,788,792	368,483	3,420,309
5	Lab Equipment	15%	4,808,868	1,247,493	-	6,056,361	814,891	5,241,470
6	Computers & Printers	40%	187,353	190,650	-	378,003	113,071	264,932
7	Vehicles	15%	8,789,294	1,665,862	572,665	9,882,491	1,477,724	8,404,767
	<b>Total</b>		<b>32,992,155</b>	<b>7,891,761</b>	<b>604,766</b>	<b>40,279,150</b>	<b>4,194,451</b>	<b>36,084,697</b>


**Schedule 2 - Fixed Assets/Depreciation schedule for the Financial year 2017-18 - Local (Indian)**


S. No	Description	Rate for assets used for more than 180 days	W.D.V as at 01.04.2017	Additions Made during the Year	Deletions	Total	Depreciation for the year	W.D.V as at 31.03.2018
1	Land	0%	621,504	-	-	621,504	-	621,504
2	Buildings	10%	14,407	-	-	14,407	1,441	12,966
3	Furniture	10%	-	-	-	-	-	-
4	Office Equipment	10%	269,247	277,910	-	547,157	65,240	481,917
5	Lab Equipment	15%	3,189,786	2,809,000	-	5,998,786	899,818	5,098,969
6	Computers & Printers	40%	-	-	-	-	-	-
7	Vehicles	15%	1,056,340	2,600,389	-	3,656,729	548,509	3,108,219
	<b>Total</b>		<b>5,151,284</b>	<b>5,687,299</b>	<b>-</b>	<b>10,838,583</b>	<b>1,515,008</b>	<b>9,323,575</b>

**Schedule 2 - Fixed Assets/Depreciation schedule for the Financial year 2017-18 - Consolidated**

S. No	Description	Rate for assets used for more than 180 days	W.D.V as at 01.04.2017	Additions Made during the Year	Deletions	Total	Depreciation for the year	W.D.V as at 31.03.2018
1	Land	0%	4,560,954	-	-	4,560,954	-	4,560,954
2	Buildings	10%	10,877,422	3,987,000	28,296	14,836,126	1,284,263	13,551,863
3	Furniture	10%	1,228,039	188,100	3,805	1,412,334	137,459	1,274,874
4	Office Equipment	10%	3,445,383	890,566	-	4,335,949	433,723	3,902,225
5	Lab Equipment	15%	7,998,654	4,056,493	-	12,055,147	1,714,709	10,340,438
6	Computers & Printers	40%	187,352	190,650	-	378,002	113,071	264,931
7	Vehicles	15%	9,845,633	4,266,251	572,665	13,539,219	2,026,233	11,512,986
	<b>Total</b>		<b>38,143,437</b>	<b>13,579,060</b>	<b>604,766</b>	<b>51,117,731</b>	<b>5,709,459</b>	<b>45,408,272</b>

  
M. Shivakumar  
(Secretary)

  
R. Subramanian  
(Treasurer)

  
D.V. Premkumar Velu  
(Chief Financial Officer)

  
CA. M. Navarathnan  
Partner



Schedules to Balance Sheet and Income & Expenditure Account

Schedules	March 31, 2018 (INR)			March 31, 2017 (INR)		
	FCRA	INDIAN	TOTAL	FCRA	INDIAN	TOTAL
<b>Schedule 1 Capital &amp; Reserve Balance</b>						
<b>General Purpose Reserve</b>						
Opening Balance	46,389,841	14,371,145	60,760,985	38,195,674	14,343,176	52,538,850
Add: Surplus /(Deficit) transferred from Income & Expenditure Account	2,406,606	3,027,788	5,434,394	8,194,167	27,969	8,222,135
	<b>48,796,446</b>	<b>17,398,933</b>	<b>66,195,379</b>	<b>46,389,841</b>	<b>14,371,145</b>	<b>60,760,985</b>
<b>Schedule 3 - Cash and Cash Equivalents</b>						
Cash in Hand	287,900	7,048	294,948	264,533	20,595	285,128
<b>Balances with Scheduled Banks</b>						
<b>Savings Bank Accounts</b>						
Standard Chartered Bank (FCRA Designated A/c)	1,453,968	-	1,453,968	4,901,850	-	4,901,850
Other Banks	596,991	8,324,754	8,921,745	867,275	6,329,904	7,197,179
Fixed Deposits	10,000,000	-	10,000,000	5,000,000	-	5,000,000
	<b>12,338,859</b>	<b>8,331,801</b>	<b>20,670,661</b>	<b>11,033,658</b>	<b>6,350,499</b>	<b>17,384,157</b>
<b>Schedule 4 - Current Assets</b>						
Employee Loans & Advances	307,040	-	307,040	172,537	-	172,537
Interest Accrued on bank deposits	48,206	-	48,206	25,428	-	25,428
Other Current Assets	-	51,750	51,750	273,500	1,878	275,378
Inter Branch Adjustments	-	-	-	270,000	-	270,000
Security Deposits	288,329	3,600	291,929	258,279	3,600	261,879
TDS Receivable	358,928	154,854	513,782	394,557	156,917	551,474
Tour Advance to Staff	8,000	-	8,000	-	-	-
Rent Receivable from TCCL/TIC	-	34,965	34,965	-	33,300	33,300
Advance for MDR Lab Equipment	-	-	-	-	1,391,250	1,391,250
Advance to Mahindra & Mahindra for Jeeps	-	-	-	1,412,747	1,957,497	3,370,244
	<b>1,010,502</b>	<b>245,169</b>	<b>1,255,671</b>	<b>2,807,048</b>	<b>3,544,442</b>	<b>6,351,490</b>
<b>Schedule 5 - Current Liabilities &amp; Provisions</b>						
<b>Current Liabilities</b>						
ESI Employee Contribution	-	-	-	24,551	-	24,551
Rental Advance	-	471,532	471,532	-	375,000	375,000
Other Current Liabilities	51,750	-	51,750	-	-	-
Inter Branch Adjustments	-	-	-	-	270,000	270,000
Retention Money	583,463	30,081	613,544	416,018	30,081	446,099
Professional Tax Payable	2,400	-	2,400	2,450	-	2,450
	<b>637,613</b>	<b>501,613</b>	<b>1,139,226</b>	<b>443,019</b>	<b>675,081</b>	<b>1,118,100</b>
<b>Schedule 6 - Other Income</b>						
Sale of Sputam cups	-	283,843	283,843	-	668,955	668,955
Sale of MCR Footwear	-	149,487	149,487	-	83,075	83,075
Profit on Sale of Assets	1,243,835	-	1,243,835	1,811,590	-	1,811,590
Rental Income	-	943,940	943,940	-	326,000	326,000
Interest on staff loans	11,314	-	11,314	16,063	-	16,063
Interest on Bank FD	746,063	22,603	768,666	1,061,337	530,667	1,592,004
Interest on Savings Bank Account	387,384	157,267	544,651	707,353	125,053	832,406
Insurance Claims	-	-	-	-	254,000	254,000
Interest on TDS refund from IT Department	17,082	9,903	26,985	-	-	-
Miscellaneous Income	102,741	460,227	562,968	335,722	650,683	986,405
	<b>2,508,419</b>	<b>2,027,270</b>	<b>4,535,689</b>	<b>3,932,065</b>	<b>2,638,433</b>	<b>6,570,497</b>

*M. Shivakumar*

M. Shivakumar  
(Secretary)



*R. Subramanian*

R. Subramanian  
(Treasurer)

*D.V. Premkumar Velu*

D.V. Premkumar Velu  
(Chief Financial Officer)

*CA. M. Navarathan*

CA. M. Navarathan  
Partner  
ICAI Membership No. 209582



Schedules	March 31, 2018 (INR)			March 31, 2017 (INR)		
	FCRA	INDIAN	TOTAL	FCRA	INDIAN	TOTAL
<b>Schedule 7- Hospital / Patient Support Activities</b>						
Salaries & Allowances	14,457,334	-	14,457,334	14,292,703	-	14,292,703
Contribution to Provident Fund	1,439,521	-	1,439,521	744,359	605,861	1,350,220
Group Gratuity Premium	649,780	-	649,780	34,700	574,229	608,929
Contribution to ESI	141,235	-	141,235	-	-	-
Lab Products, Chemicals & Repairs	1,693,441	-	1,693,441	2,871,859	174,828	3,046,687
RCS Surgery Expense	1,317,268	-	1,317,268	1,384,327	-	1,384,327
Food for Patients	1,078,188	-	1,078,188	1,096,124	-	1,096,124
Medicines	691,164	-	691,164	891,893	123,644	1,015,537
Consumables	179,889	-	179,889	156,103	-	156,103
MCR Footwear Expense	228,552	-	228,552	145,762	-	145,762
Hospital Linen Washing / Other expense	49,140	-	49,140	52,539	-	52,539
Fuel for Transport	396,653	-	396,653	419,771	-	419,771
Vehicle Repairs	243,139	-	243,139	193,716	-	193,716
	<b>22,565,304</b>	<b>-</b>	<b>22,565,304</b>	<b>22,283,856</b>	<b>1,478,562</b>	<b>23,762,418</b>
<b>Schedule 8 - Field Activities</b>						
Salaries & Allowances	28,786,479	-	28,786,479	31,704,215	-	31,704,215
Contribution to Provident Fund	2,603,019	-	2,603,019	1,972,901	532,564	2,505,465
Group Gratuity Premium	1,111,905	-	1,111,905	389,806	514,542	904,348
Contribution to ESI	338,209	-	338,209	-	-	-
Training Expense	2,649,473	-	2,649,473	7,089,103	-	7,089,103
Health Education Activities	118,671	-	118,671	166,907	-	166,907
Internal Evaluation	262,004	-	262,004	347,343	-	347,343
Fuel for Transport	2,799,427	-	2,799,427	3,262,890	-	3,262,890
Vehicle Repairs	1,352,077	-	1,352,077	1,367,064	-	1,367,064
	<b>40,021,264</b>	<b>-</b>	<b>40,021,264</b>	<b>46,300,229</b>	<b>1,047,106</b>	<b>47,347,335</b>
<b>Schedule 9 - Special Activities</b>						
Social Assistance / Livelihood Programme	4,670,809	-	4,670,809	3,876,375	-	3,876,375
Disability Care Activities	-	-	-	665,000	-	665,000
NELP/ILEP Expense	451,402	-	451,402	455,013	-	455,013
National TB Support	120,000	-	120,000	134,000	-	134,000
PG Seminar	78,621	-	78,621	78,534	-	78,534
Flood Relief exp	-	-	-	146,928	-	146,928
	<b>5,320,832</b>	<b>-</b>	<b>5,320,832</b>	<b>5,355,850</b>	<b>-</b>	<b>5,355,850</b>
<b>Schedule 10 - Grants / Donations to FCRA registered Institutions</b>						
Nilgris Wyanad Tribal Welfare Society, Ambalamoola, Nilgris district, TN	271,947	-	271,947	177,358	-	177,358
Claver Social Welfare Centre, Amda	3,071,547	-	3,071,547	2,649,727	-	2,649,727
St. May's Leprosy Centre, Arisipalayam, Salem, TN.	4,070,214	-	4,070,214	2,673,542	-	2,673,542
Arogya Agam, Aundipatty, Teni Dist, TN	711,804	-	711,804	555,639	-	555,639
New Hope Leprosy Centre, Chilakalapalli, Vizainagaram Dist - AP.	1,216,570	-	1,216,570	1,096,603	-	1,096,603
Holy Family Hansonorium, Fathimanagar, Trichy	3,534,325	140,217	3,674,542	2,819,991	-	2,819,991
ASSISI - Seva Sadan Hospital, Nagepalli	2,543,980	-	2,543,980	1,897,448	-	1,897,448
Sri Ramakrishna Sevashram, KR Extension, Pavagada, Tumkur.	2,577,381	-	2,577,381	2,131,270	-	2,131,270
St. Jhon's Hospital & Leprosy Services, Trivandrum	2,696,628	-	2,696,628	2,072,483	-	2,072,483
Strategic Urban Rural Advancement Backing Institute, Chennai	2,010,089	-	2,010,089	1,800,706	-	1,800,706
Damien Social Welfare Centre, Dhanbad, Bihar.	1,523,139	-	1,523,139	1,095,154	-	1,095,154
	<b>24,227,624</b>	<b>140,217</b>	<b>24,367,841</b>	<b>18,969,921</b>	<b>-</b>	<b>18,969,921</b>

M. Shivakumar

(Secretary)



R. Subramanian

(Treasurer)

D.V. Premkumar Velu  
(Chief Financial Officer)

CA. M. Navarathan  
Partner


ICAI Membership No. 209582




**Schedules**

**Schedule 11 - Administrative Expenses**

	March 31, 2018 (INR)			March 31, 2017 (INR)		
	FCRA	INDIAN	TOTAL	FCRA	INDIAN	TOTAL
Salaries & Allowances	13,222,877	-	13,222,877	12,928,086	-	12,928,086
Contribution to Provident Fund	1,220,422	-	1,220,422	661,702	586,518	1,248,220
Accidental Insurance Premium	62,614	-	62,614	54,769	-	54,769
Group Gratuity Premium	477,453	-	477,453	53,799	455,537	509,336
Contribution to ESI	124,959	-	124,959	-	-	-
Staff Welfare	106,473	-	106,473	109,990	-	109,990
DFB Expenses (Visit /Conference/Training)	564,608	-	564,608	1,812,472	-	1,812,472
Electricity & Water Charges	1,386,695	189,724	1,576,419	1,663,593	40,191	1,703,784
Honorarium to Trustees	67,500	-	67,500	60,000	-	60,000
Project Supervision & Monitoring	1,165,267	-	1,165,267	1,323,862	-	1,323,862
Audit Fee	212,200	-	212,200	172,729	-	172,729
Statutory Audit Fee	94,400	-	94,400	86,250	-	86,250
Bank Charges	27,959	10,674	38,632	28,046	8,900	36,946
Books & Periodicals	102,144	-	102,144	154,088	-	154,088
Fund Raising Expenses	1,503,235	285,143	1,788,378	715,509	-	715,509
Meeting Expense	54,128	-	54,128	294,983	-	294,983
Office Supplies, Printing & Stationery	218,757	4,902	223,659	372,793	-	372,793
Public Relations	453,466	42,060	495,526	410,186	3,082	413,268
Consultancy charges	-	-	-	5,000	-	5,000
Rent Expense	1,415,767	-	1,415,767	1,408,665	-	1,408,665
Building / Equipment Maintenance	1,948,622	82,344	2,030,966	1,589,823	56,195	1,646,018
Fuel for Machinery	271,420	-	271,420	223,751	-	223,751
Fuel for Transport	96,079	-	96,079	95,363	-	95,363
Vehicle Repairs	99,254	-	99,254	89,232	-	89,232
Telephone & Postages	530,056	-	530,056	666,320	-	666,320
Vehicle Hire charges	240,350	-	240,350	259,230	-	259,230
Assets written off	32,101	-	32,101	-	-	-
	<b>25,698,806</b>	<b>614,847</b>	<b>26,313,652</b>	<b>25,240,240</b>	<b>1,150,423</b>	<b>26,390,663</b>

  
M. Shivakumar  
(Secretary)



  
R. Subramanian  
(Treasurer)

  
D.V. Premkumar Velu  
(Chief Financial Officer)

  
CA. M. Navarathana  
Partner  
ICAI Membership No. 209582

